



# Storm Sewers

## The Rivers Beneath Our Feet

A SERIES OF WATER QUALITY FACT SHEETS ABOUT STORMWATER RUNOFF

If you look in the street outside of your home or office and search the parking lots around town, you will probably find storm sewer inlets. Did you ever wonder where they go?

A common misconception about storm sewers is that they go to a wastewater treatment plant. This is not the case. Storm sewers transport stormwater (rain and melting snow) to the nearest river, lake, stream or wetland.



Stormwater often contains materials found on streets and parking lots such as oil, antifreeze, gasoline, soil, litter, pet wastes, fertilizers, pesticides, leaves and grass clippings. When these materials enter lakes and streams, they become pollutants that pollute the water, kill fish and close beaches.

### Where does the Storm Sewer Go?

The water that enters storm drains typically carries pollutants such as fertilizers, oil, and leaves. Where does it all go? ... It goes into your nearby lake, stream or wetland.

Let's follow STORMIE and see how storm sewers provide a direct link between our daily activities and water pollution in lakes, streams, rivers and wetlands.

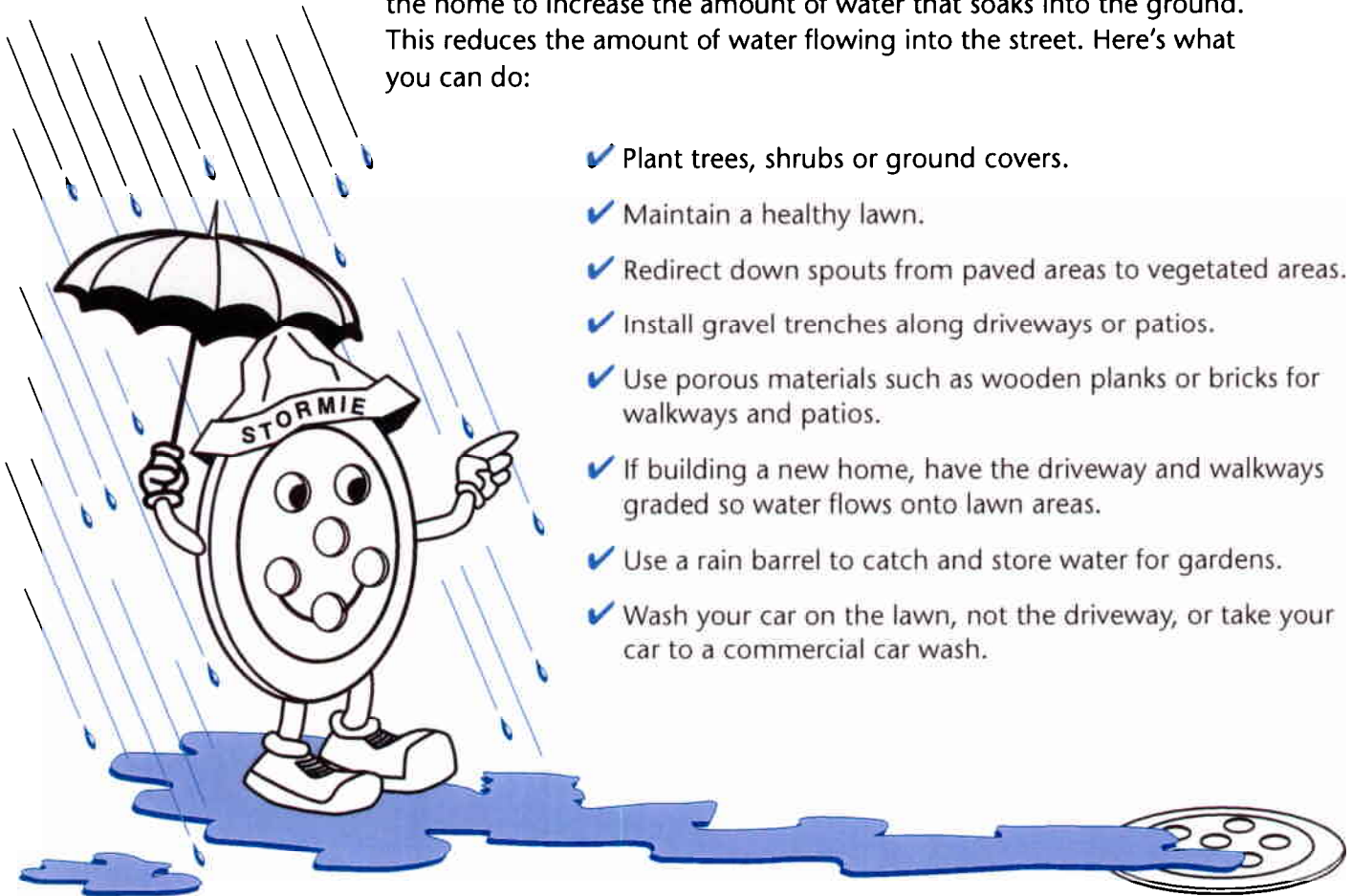
Follow the simple clean-water tips inside and become part of the solution to water quality problems.



## CONTROLLING STORMWATER POLLUTION – WE CAN ALL HELP

According to federal regulations, many cities and industries must reduce water pollution from storm sewers. We can help by taking steps around the home to increase the amount of water that soaks into the ground. This reduces the amount of water flowing into the street. Here's what you can do:

- ✓ Plant trees, shrubs or ground covers.
- ✓ Maintain a healthy lawn.
- ✓ Redirect down spouts from paved areas to vegetated areas.
- ✓ Install gravel trenches along driveways or patios.
- ✓ Use porous materials such as wooden planks or bricks for walkways and patios.
- ✓ If building a new home, have the driveway and walkways graded so water flows onto lawn areas.
- ✓ Use a rain barrel to catch and store water for gardens.
- ✓ Wash your car on the lawn, not the driveway, or take your car to a commercial car wash.



For more information about stormwater pollution and what you can do to reduce it, contact the Department of Natural Resources or your county UW-Extension or Land Conservation office.



Printed on  
recycled paper

**GWQ004 Storm Sewers – The  
Rivers Beneath Our Feet**

**DNR WR-460-94**

**R-09-99-15M-25-S**

This publication is available from county UW-Extension offices or from Extension Publications, 630 W. Mifflin St., Madison, WI 53703. (608) 262-3346.

A publication of the University of Wisconsin–Extension in cooperation with the Wisconsin Department of Natural Resources.

©1999 by the Board of Regents of the University of Wisconsin System. Send inquiries about copyright permission to: Director, Cooperative Extension Publications, 201 Hiram Smith Hall, 1545 Observatory Dr., Madison, WI 53706. University of Wisconsin-Extension is an EEO/Affirmative Action employer and provides equal opportunities in employment and programming, including Title IX and ADA requirements.

Editing and design by the  
Environmental Resources Center,  
University of Wisconsin–Extension.

**UW  
Extension**

